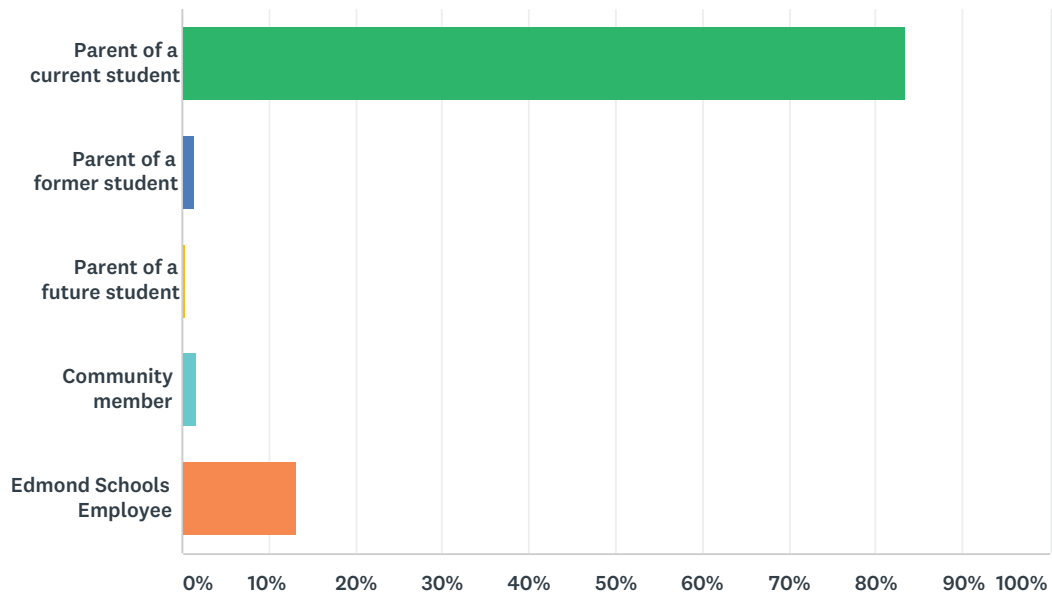


Q1 Please select one of the following categories that most identifies you in terms of this survey.

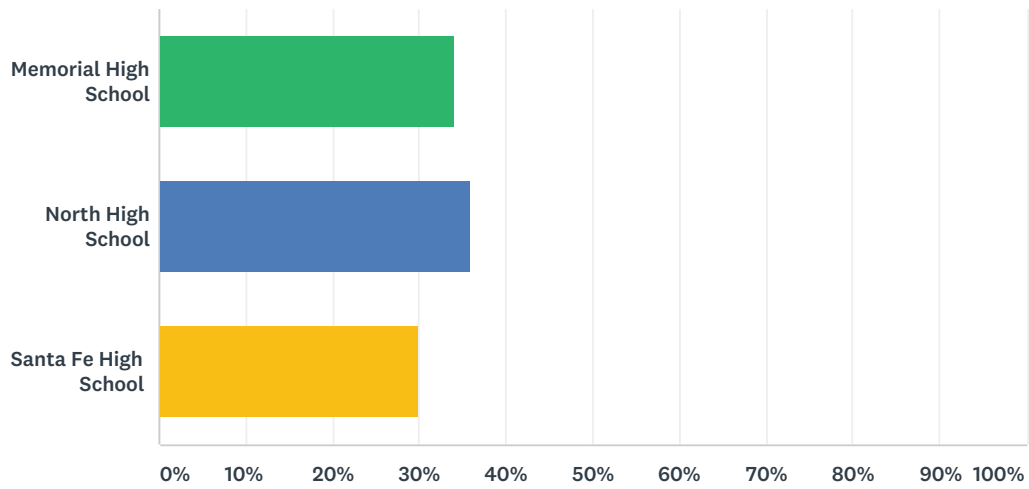
Answered: 4,791 Skipped: 15



ANSWER CHOICES	RESPONSES	
Parent of a current student	83.41%	3,996
Parent of a former student	1.38%	66
Parent of a future student	0.40%	19
Community member	1.61%	77
Edmond Schools Employee	13.21%	633
TOTAL		4,791

Q2 With which high school feeder pattern do you most associate yourself or your children?

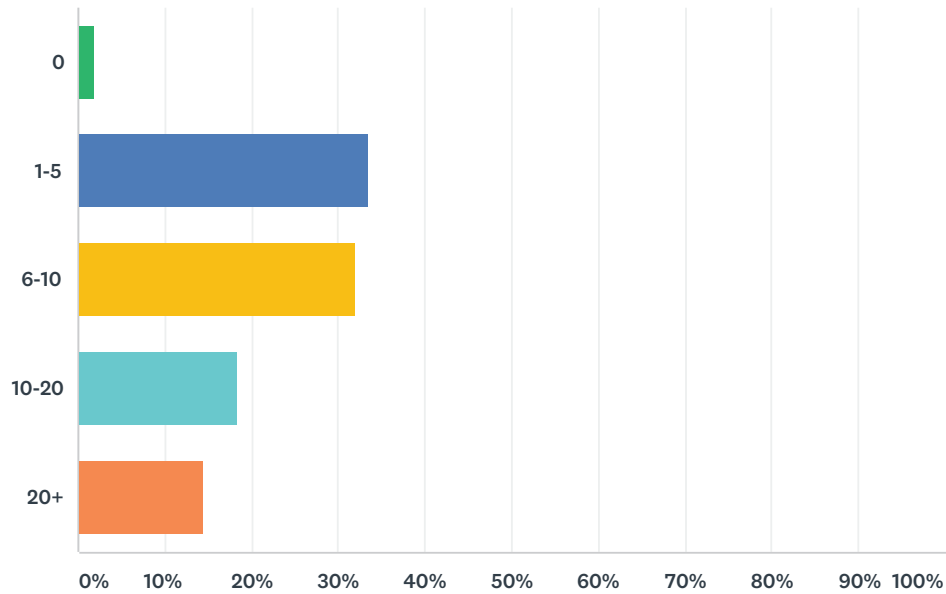
Answered: 4,755 Skipped: 51



ANSWER CHOICES	RESPONSES	
Memorial High School	34.05%	1,619
North High School	35.96%	1,710
Santa Fe High School	29.99%	1,426
TOTAL		4,755

Q3 How often do you attend a school event each year? Examples - open house, parent teacher conferences, PE programs, music programs, plays, concerts, fine arts, academic or athletic events.

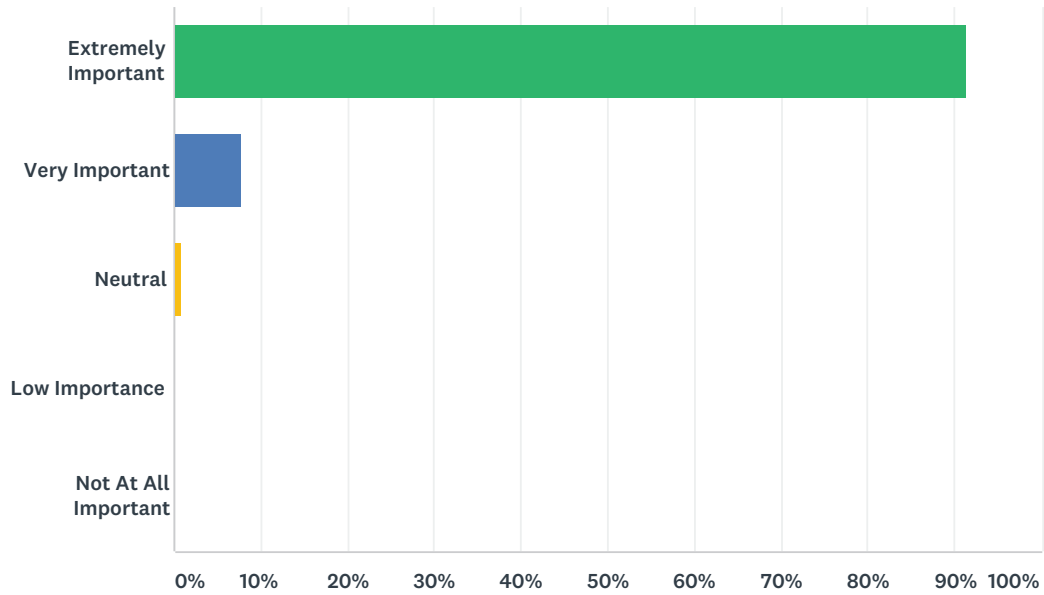
Answered: 4,792 Skipped: 14



ANSWER CHOICES	RESPONSES	
0	1.88%	90
1-5	33.49%	1,605
6-10	31.93%	1,530
10-20	18.34%	879
20+	14.36%	688
TOTAL		4,792

Q4 How important is the quality of K-12 public education to Edmond's success as a community?

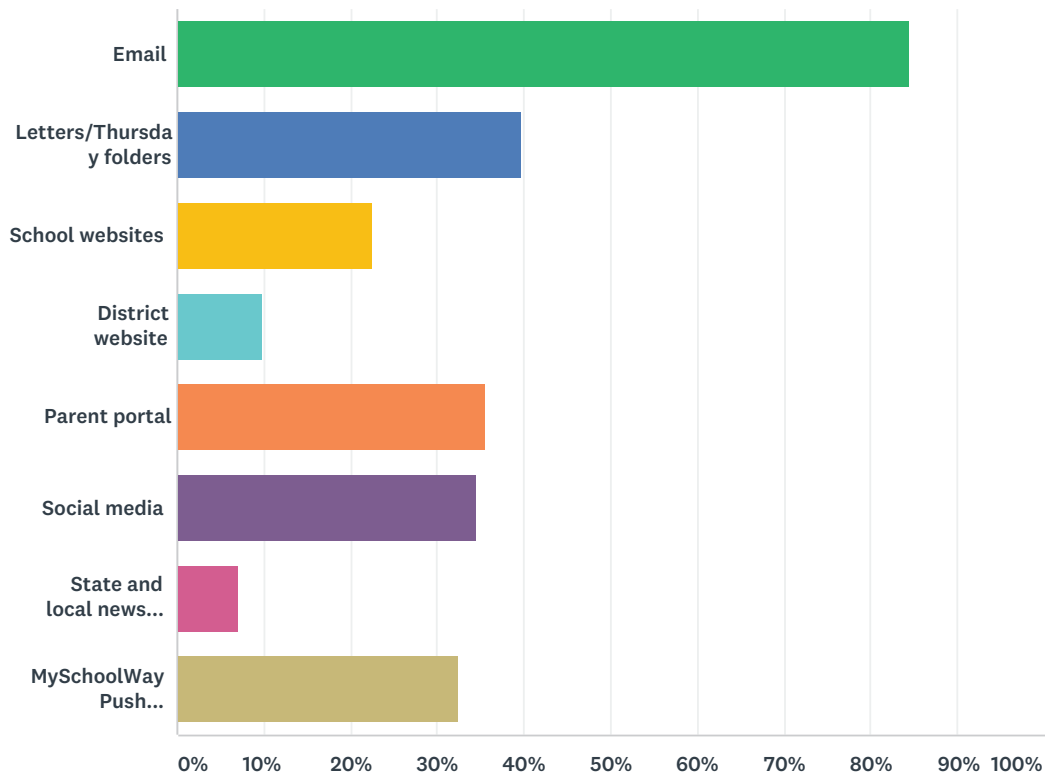
Answered: 4,795 Skipped: 11



ANSWER CHOICES	RESPONSES	
Extremely Important	91.32%	4,379
Very Important	7.67%	368
Neutral	0.88%	42
Low Importance	0.04%	2
Not At All Important	0.08%	4
TOTAL		4,795

Q5 How do you receive information and stay up-to-date on school and district initiatives and decisions? (Select up to 3 responses)

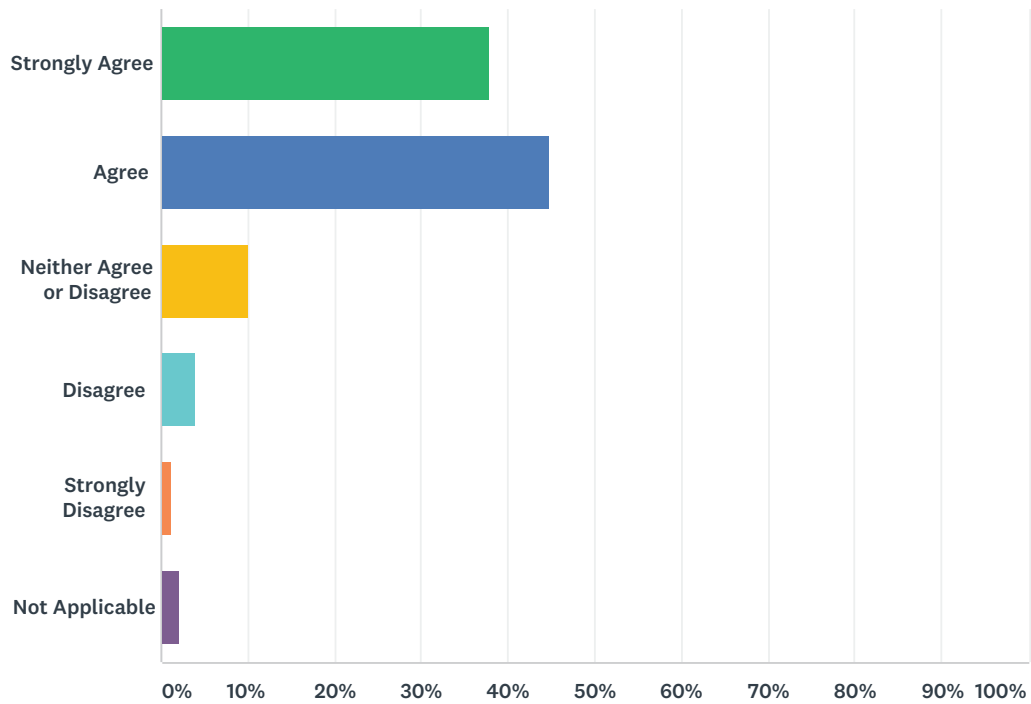
Answered: 4,806 Skipped: 0



ANSWER CHOICES	RESPONSES	
Email	84.58%	4,065
Letters/Thursday folders	39.70%	1,908
School websites	22.62%	1,087
District website	9.74%	468
Parent portal	35.60%	1,711
Social media	34.46%	1,656
State and local news outlets (print and e-versions)	7.03%	338
MySchoolWay Push Notifications	32.36%	1,555
Total Respondents: 4,806		

Q6 School staff is welcoming and responsive to my questions and concerns.

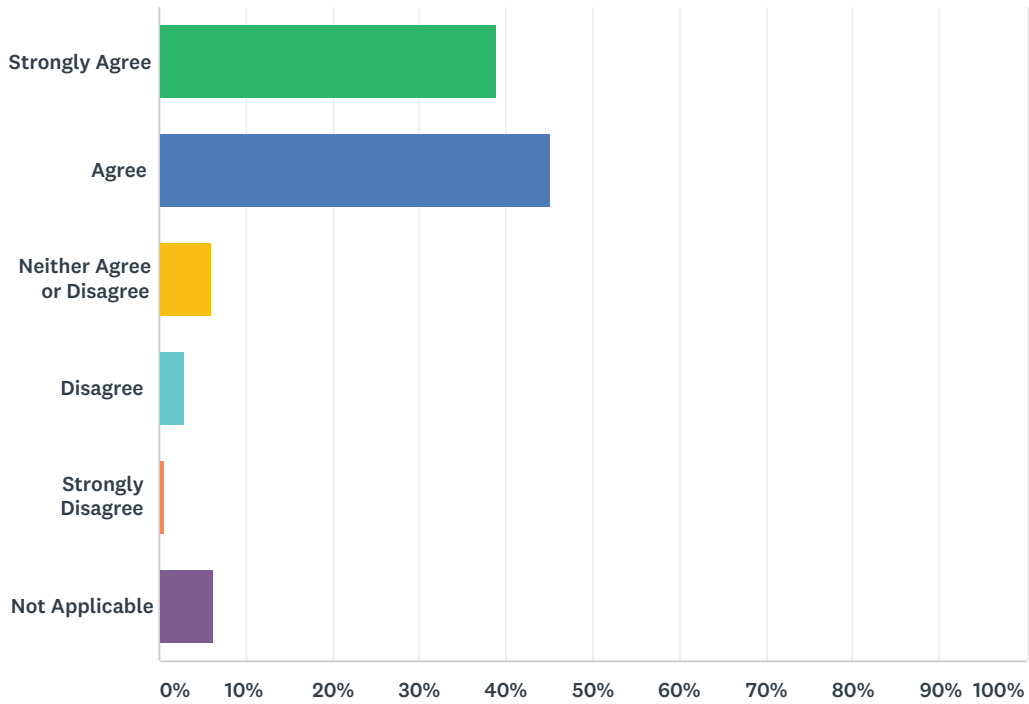
Answered: 4,796 Skipped: 10



ANSWER CHOICES	RESPONSES	
Strongly Agree	37.86%	1,816
Agree	44.77%	2,147
Neither Agree or Disagree	9.97%	478
Disagree	3.92%	188
Strongly Disagree	1.33%	64
Not Applicable	2.15%	103
TOTAL		4,796

Q7 My child feels safe at school.

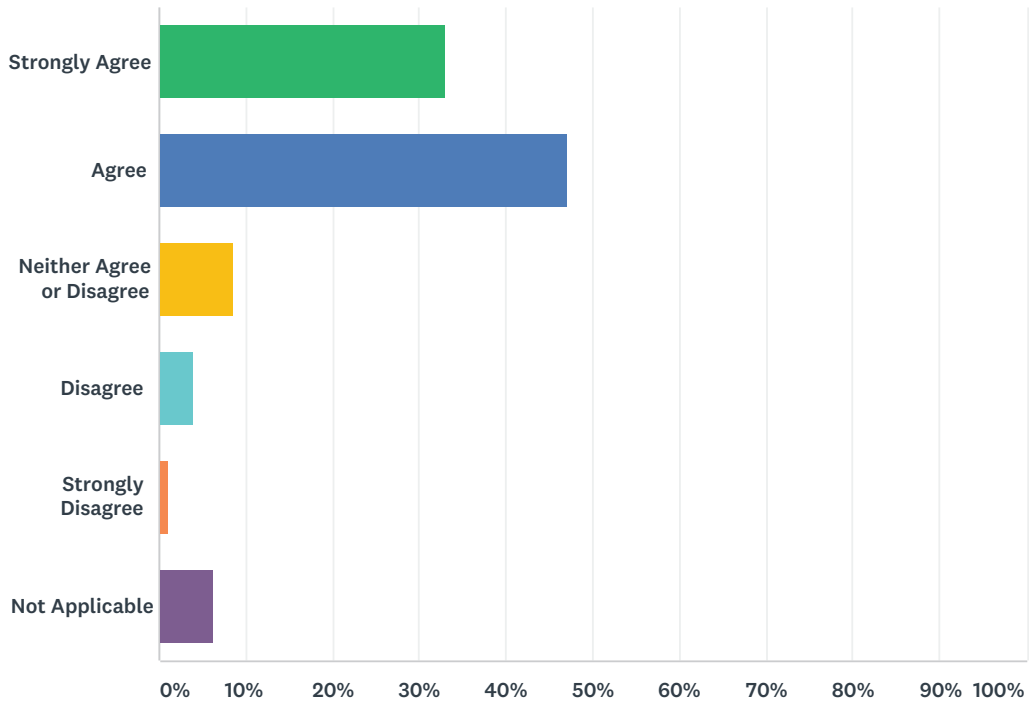
Answered: 4,793 Skipped: 13



ANSWER CHOICES	RESPONSES	
Strongly Agree	38.97%	1,868
Agree	45.13%	2,163
Neither Agree or Disagree	6.03%	289
Disagree	2.92%	140
Strongly Disagree	0.71%	34
Not Applicable	6.24%	299
TOTAL		4,793

Q8 My child is valued and treated with dignity and respect at school.

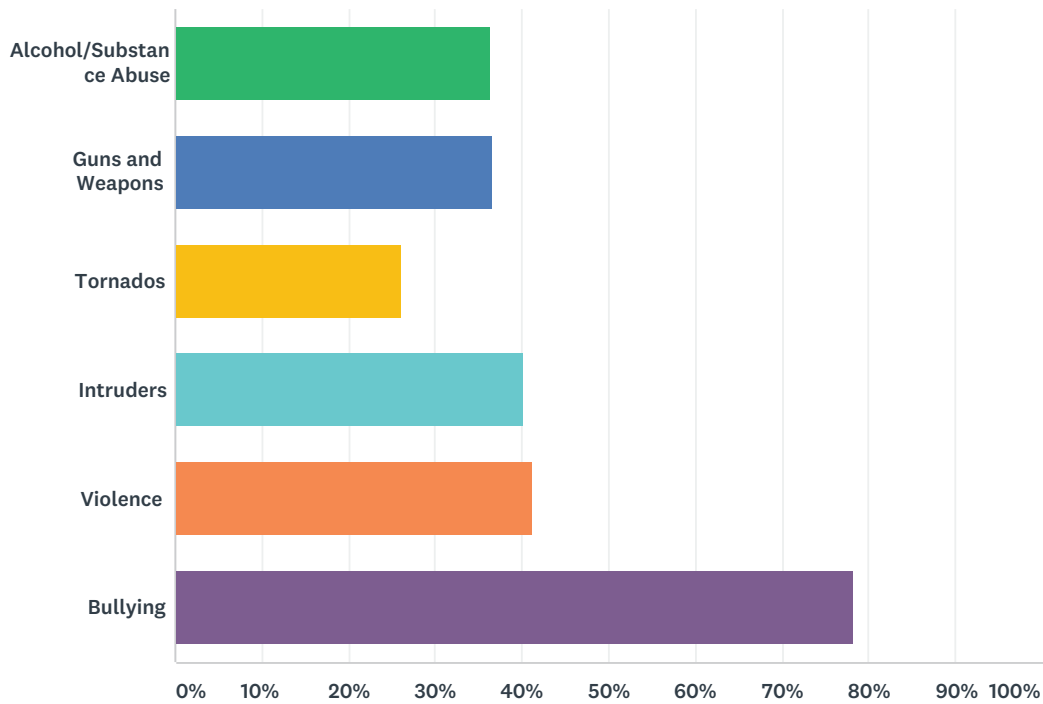
Answered: 4,796 Skipped: 10



ANSWER CHOICES	RESPONSES	
Strongly Agree	32.99%	1,582
Agree	47.14%	2,261
Neither Agree or Disagree	8.65%	415
Disagree	4.02%	193
Strongly Disagree	0.96%	46
Not Applicable	6.23%	299
TOTAL		4,796

Q9 My greatest safety or security concerns in schools are: (Select up to 3 responses)

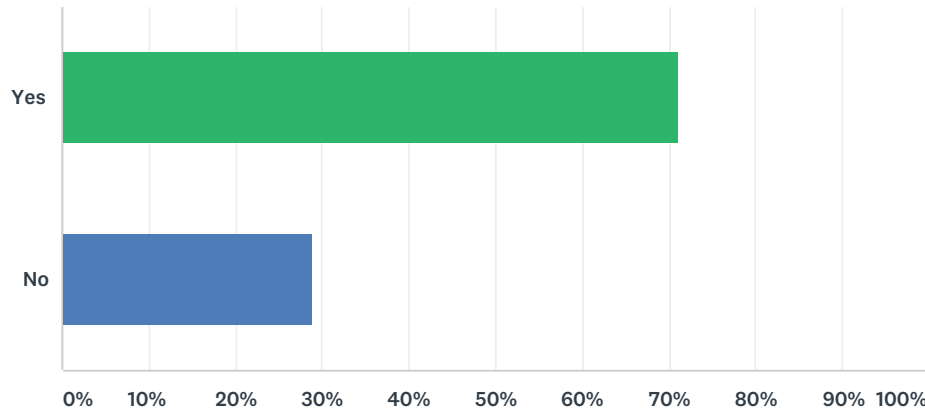
Answered: 4,806 Skipped: 0



ANSWER CHOICES	RESPONSES	
Alcohol/Substance Abuse	36.48%	1,753
Guns and Weapons	36.70%	1,764
Tornadoes	26.05%	1,252
Intruders	40.10%	1,927
Violence	41.28%	1,984
Bullying	78.24%	3,760
Total Respondents: 4,806		

Q10 Are you supportive of 1:1 digital devices (an iPad for each student) for use by students in elementary schools?

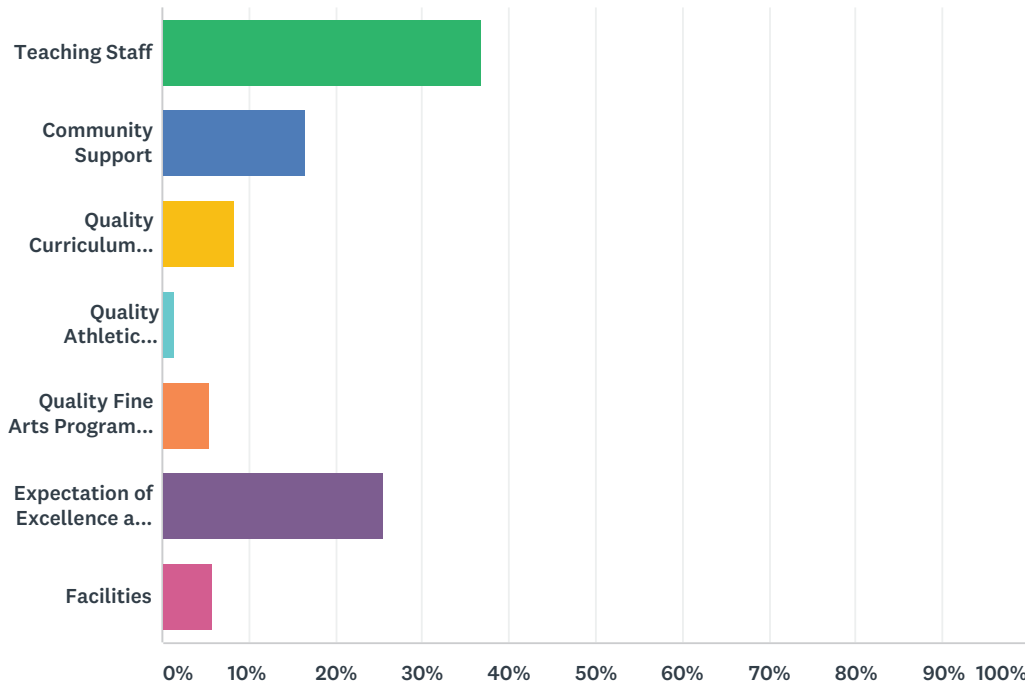
Answered: 4,791 Skipped: 15



ANSWER CHOICES	RESPONSES	
Yes	71.09%	3,406
No	28.91%	1,385
TOTAL		4,791

Q11 What is the district's single greatest strength?

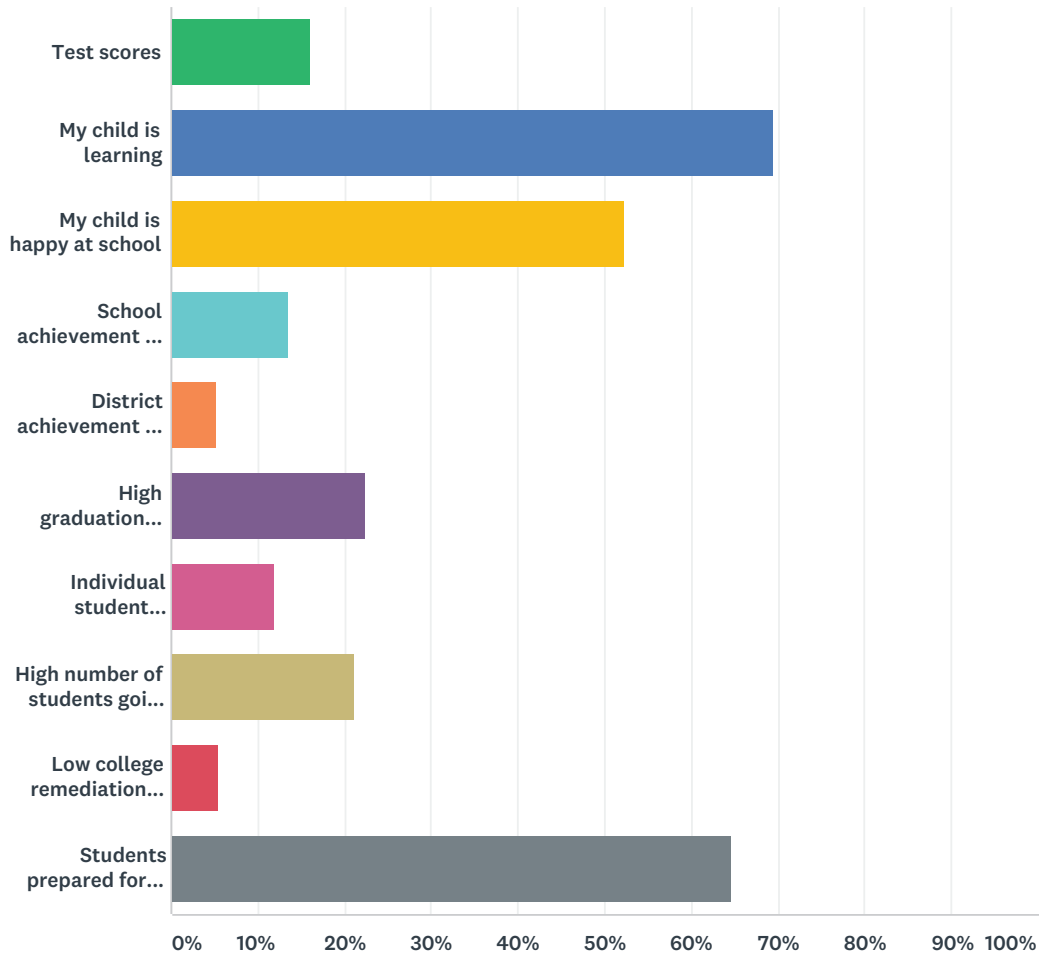
Answered: 4,806 Skipped: 0



ANSWER CHOICES	RESPONSES	
Teaching Staff	36.77%	1,767
Community Support	16.50%	793
Quality Curriculum Programs	8.30%	399
Quality Athletic Programs	1.50%	72
Quality Fine Arts Programs (band, orchestra, drama, vocal, etc.)	5.39%	259
Expectation of Excellence and Quality	25.61%	1,231
Facilities	5.93%	285
TOTAL		4,806

Q12 What indicates to you that a school is successful? (Select up to 3 responses)

Answered: 4,806 Skipped: 0

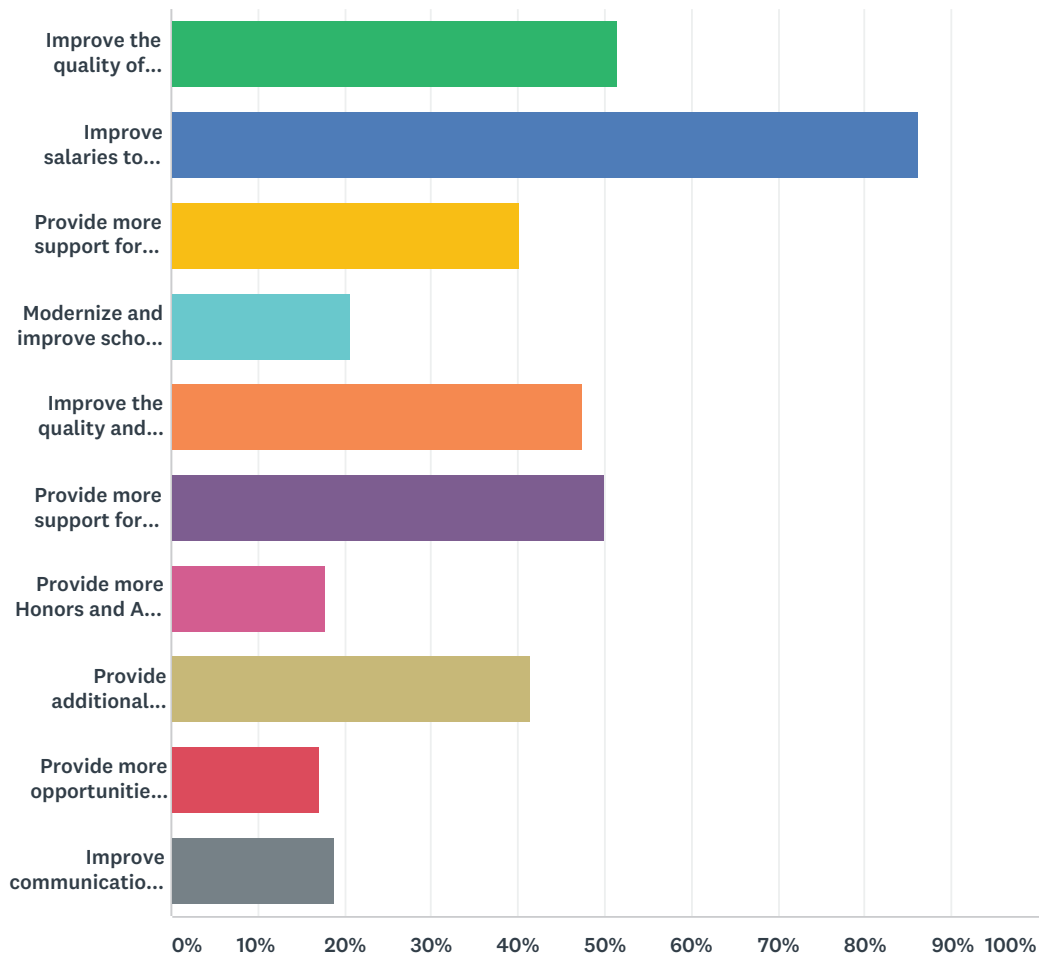


ANSWER CHOICES	RESPONSES	
Test scores	16.19%	778
My child is learning	69.41%	3,336
My child is happy at school	52.29%	2,513
School achievement and awards	13.65%	656
District achievement and awards	5.14%	247
High graduation rates	22.47%	1,080
Individual student achievement and awards	11.99%	576
High number of students going to college	21.04%	1,011
Low college remediation rates	5.49%	264
Students prepared for college and or the workforce	64.71%	3,110

Total Respondents: 4,806

Q13 If you were the Edmond Public Schools superintendent, how would you prioritize time and resources? (Select up to 5 responses)

Answered: 4,806 Skipped: 0

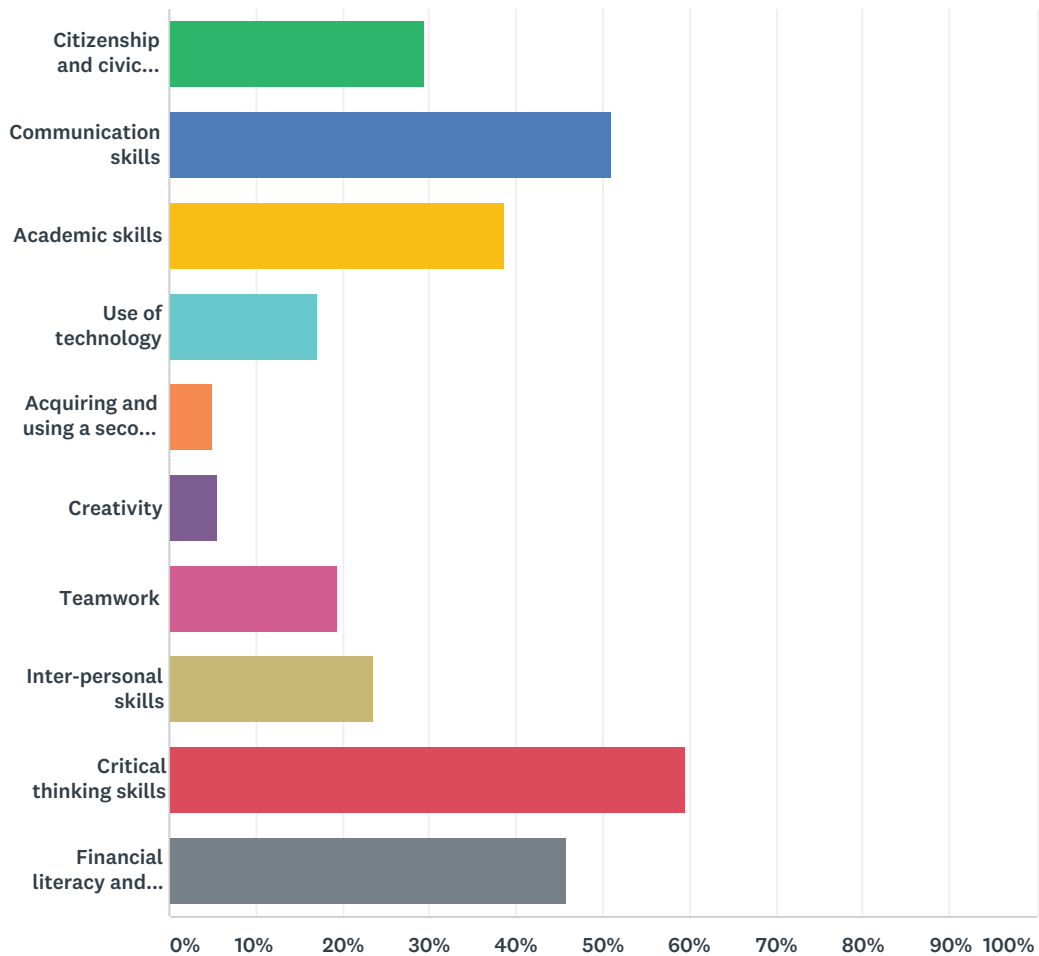


ANSWER CHOICES	RESPONSES	
Improve the quality of instruction and teaching	51.56%	2,478
Improve salaries to recruit and retain the best staff	86.20%	4,143
Provide more support for students with social/emotional challenges	40.10%	1,927
Modernize and improve school facilities	20.77%	998
Improve the quality and access to more robust science, math and technology courses	47.50%	2,283
Provide more support for students who struggle academically	50.00%	2,403
Provide more Honors and AP courses	17.69%	850
Provide additional screening and counseling to assist students with academic and future vocational career choices	41.39%	1,989
Provide more opportunities for parents to learn about and provide feedback on district programs / priorities.	17.23%	828
Improve communication between the district and community.	18.81%	904

Total Respondents: 4,806

Q14 What are the most important skills Edmond students should learn before graduating? (Select up to 3 responses)

Answered: 4,806 Skipped: 0

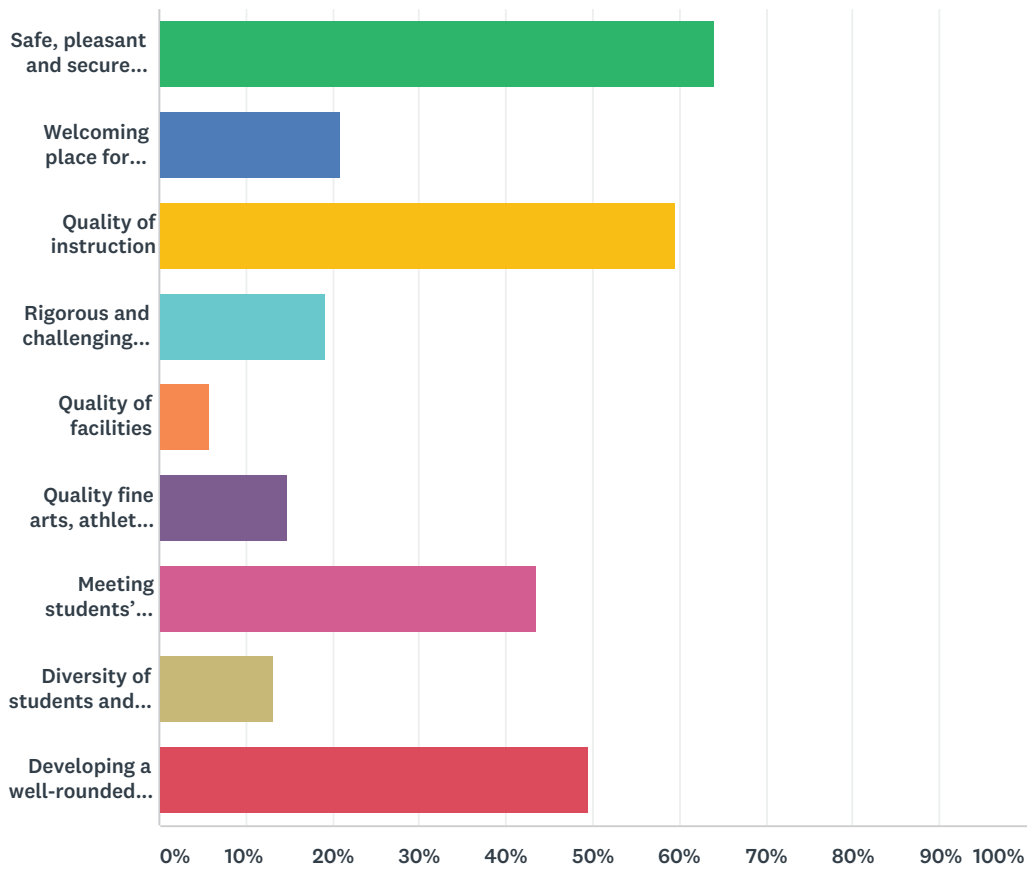


ANSWER CHOICES	RESPONSES	
Citizenship and civic responsibility	29.57%	1,421
Communication skills	51.12%	2,457
Academic skills	38.68%	1,859
Use of technology	17.15%	824
Acquiring and using a second language	5.10%	245
Creativity	5.58%	268
Teamwork	19.52%	938
Inter-personal skills	23.60%	1,134
Critical thinking skills	59.59%	2,864
Financial literacy and life skills	45.88%	2,205

Total Respondents: 4,806

Q15 What do you value most in a public school? (Select up to 3 responses)

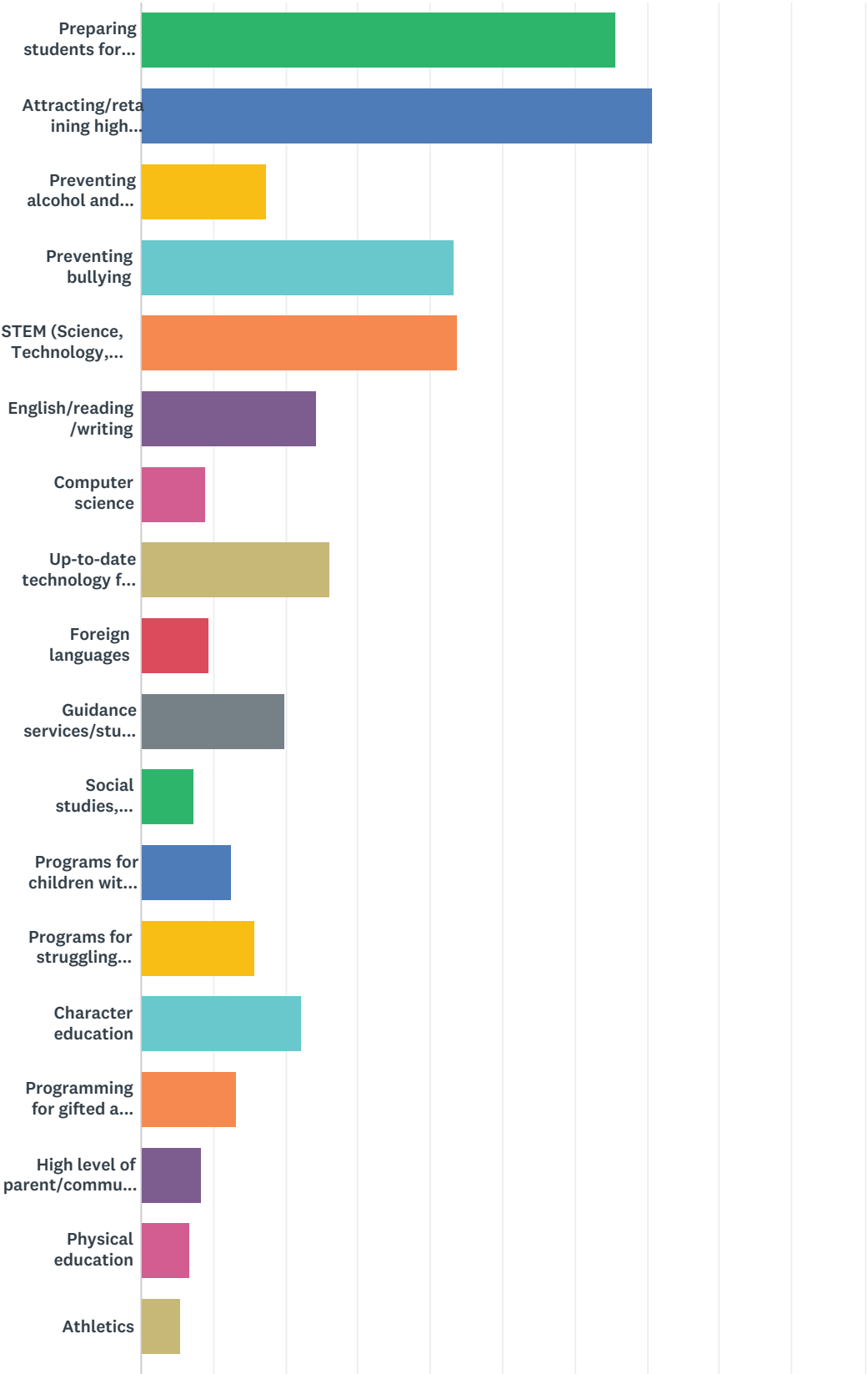
Answered: 4,806 Skipped: 0



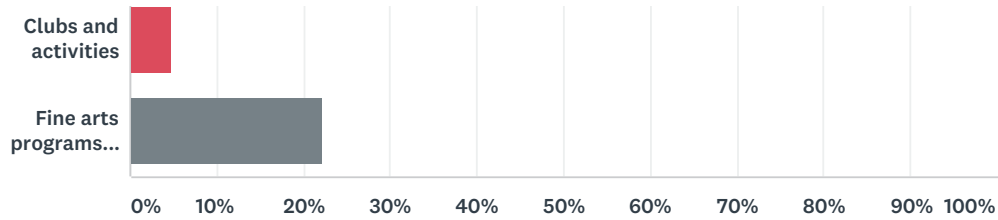
ANSWER CHOICES	RESPONSES	
Safe, pleasant and secure learning environment	63.96%	3,074
Welcoming place for students, parents and community	20.91%	1,005
Quality of instruction	59.55%	2,862
Rigorous and challenging academic courses	19.14%	920
Quality of facilities	5.87%	282
Quality fine arts, athletic, clubs, organizations and extra-curricular activities	14.79%	711
Meeting students' individual academic, social and emotional needs	43.51%	2,091
Diversity of students and staff	13.23%	636
Developing a well-rounded student	49.65%	2,386
Total Respondents: 4,806		

Q16 What improvement priorities would you recommend for Edmond Public Schools? (Select up to 5 responses)

Answered: 4,806 Skipped: 0



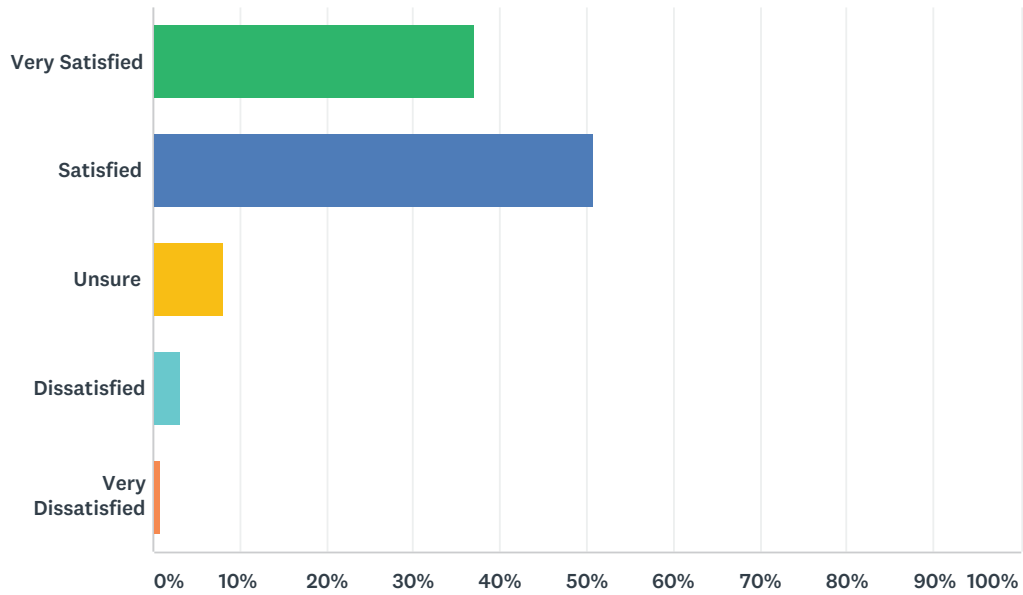
Edmond Public Schools Fall 2017 Community Survey



ANSWER CHOICES	RESPONSES	
Preparing students for life beyond high school (life skills)	65.77%	3,161
Attracting/retaining high quality staff	70.81%	3,403
Preventing alcohol and substance abuse	17.39%	836
Preventing bullying	43.28%	2,080
STEM (Science, Technology, Engineering, Math) emphasis	43.67%	2,099
English/reading/writing	24.24%	1,165
Computer science	9.07%	436
Up-to-date technology for student learning	26.24%	1,261
Foreign languages	9.40%	452
Guidance services/student support services	19.98%	960
Social studies, history, civics, social sciences	7.28%	350
Programs for children with special needs	12.61%	606
Programs for struggling readers	15.71%	755
Character education	22.14%	1,064
Programming for gifted and talented students	13.17%	633
High level of parent/community volunteer activity	8.34%	401
Physical education	6.60%	317
Athletics	5.41%	260
Clubs and activities	4.76%	229
Fine arts programs (music, visual arts, theatre, band and orchestra)	22.16%	1,065
Total Respondents: 4,806		

Q17 Overall, how satisfied are you with the Edmond Public Schools?

Answered: 4,803 Skipped: 3



ANSWER CHOICES	RESPONSES	
Very Satisfied	37.00%	1,777
Satisfied	50.84%	2,442
Unsure	8.10%	389
Dissatisfied	3.19%	153
Very Dissatisfied	0.87%	42
TOTAL		4,803